



GREATER  
SHEPPARTON

# Council Plan 2021-22 Quarter Four Progress Report

Greater Shepparton City Council

cammsstrategy










*Print Date: 03-Aug-2022*












**Agenda - CM20220920 - Council Meeting - 20 September 2022  
Attachments**











Date Range: 01/07/2021 - 30/06/2022




123 of 556

## PERFORMANCE OVERVIEW

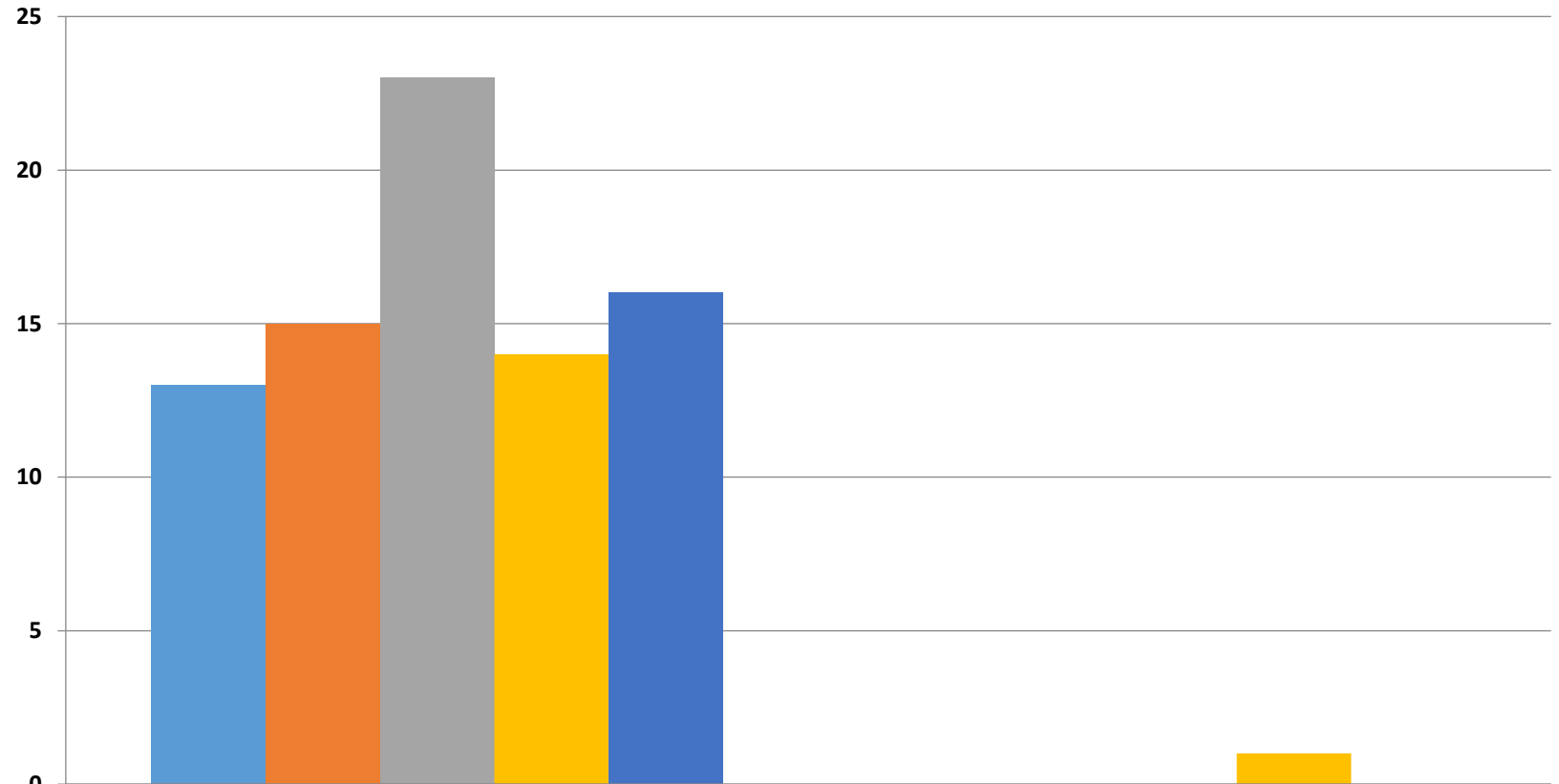
<b>THEME</b> 1.1 Community Leadership	 KPI On Track
<b>Objective</b>	<b>KPI Performance</b>
1.1.1 Communities have resources and abilities to self-advocate	 On Track
1.1.2 Call for substantive First Nations constitutional change and structural reform	 On Track
1.1.3 Council provides customer service that meets the needs of the community	 On Track
1.1.4 Youth leadership is fostered, encouraged and embraced	 On Track
1.1.5 Good governance and sustainable financial management	 On Track
1.1.6 Provide a high profile collaborative advocacy role	 On Track
<b>THEME</b> 1.2 Social Responsibility and Wellbeing	 KPI On Track
<b>Objective</b>	<b>KPI Performance</b>
1.2.1 Leave no one behind	 On Track

1.2.2 Recognise First Nations history and advance reconciliation	 On Track
1.2.3 Welcome and embrace multicultural communities and their cultures	 On Track
1.2.4 Address issues contributing to homelessness	 On Track
1.2.5 Support for families and children at all stages of their learning and development	 On Track
1.2.6 Community members are supported to achieve and sustain physical, emotional and creative wellbeing	 On Track
<b>THEME</b> 1.3 Vibrant and Diverse Economy	 KPI On Track
<b>Objective</b>	<b>KPI Performance</b>
1.3.1 Encourage and facilitate investment and expansion	 On Track
1.3.2 Attract people to live, work, study and remain in our region	 On Track
1.3.3 Expanded educational opportunities	 On Track
1.3.4 Maximise utilisation and investment return on Council assets	 On Track
1.3.5 Expand Greater Shepparton's visitor economy	 On Track

1.3.6 Efficient land use planning to encourage and support future development		On Track
1.3.7 Enhancing water security in our region		On Track
<b>THEME</b> 1.4 Infrastructure and Technology		KPI On Track
<b>Objective</b>	<b>KPI Performance</b>	
1.4.1 Create a smart city		On Track
1.4.2 Plan, prioritise and communicate asset maintenance and new asset delivery		Monitor
1.4.3 Reliable, efficient, affordable and accessible transport		On Track
1.4.4 Progress housing and business development opportunities		On Track
1.4.5 Develop and improve Community and recreation facilities		On Track
<b>THEME</b> 1.5 Environment and Climate Emergency		KPI On Track
<b>Objective</b>	<b>KPI Performance</b>	
1.5.1 Reduce carbon emissions in our community		On Track

1.5.2 Conserve and improve biodiversity and our natural environment, and protect and improve river health		<b>On Track</b>
1.5.3 Support a circular economy and reduce waste to landfill		<b>On Track</b>
1.5.4 Drive climate change mitigation and adaptation		<b>On Track</b>

















### Council Plan 2021-22 Quarter Four status



	On Track	Off Track
■ Community Leadership	13	0
■ Social Responsibility and Wellbeing	15	0
■ Vibrant and Diverse Economy	23	0
■ Infrastructure and Technology	14	1
■ Environment and Climate Emergency	16	0






## KPI Summary – Theme One – Community Leadership




Performance Measures	Period	Unit	Target	Actual	Indicator	Trend Line	Comment
All community engagement undertaken in accordance with procedures	Annual	%	18.75	25.00	 ON TRACK	 	Procedure developed and being used. Focus on CE procedure role out and training to occur second part of 2022 and early 2023.
Asset renewal and upgrade as a percentage of total depreciation	Annual	%	100.00	120.00	 ON TRACK	 	Renewal expense impacted by significant expenditure at Cosgrove landfill; Upgrade impacted by Maude St Mall Redevelopment; result further impacted by a reduction in Depreciation expense at Q3 Forecast Review due to capital works rebudgeted into 2022/2023 financial year.
Council decisions made at meetings closed to the public / Number of confidential items on agenda	Annual	%	5.00	0.48	 ON TRACK	 	Only one Council decision out of 209 was made in a meeting closed to the public during the reporting period of July 2021 to June 2022.
Council will work in partnership with the youth sector to develop collaborative approaches, responsive and coordinated services for the ultimate benefit of all young people - Number of initiatives and programs delivered	Annual	#	1.00	15.00	 ON TRACK	 	15 programs and initiatives delivered with key partners. For example Youth Climate Action Change Leadership Program, FreeZA, Youth in Action, Youth Committee, Furphy Literary Awards.
Customer Service over the last 12 months	Annual	%	65.00	66.00	 ON TRACK	 	For the 2021-22 Community Satisfaction Survey the Council received a score of 66 for customer service over the past 12 months.
Implement actions in Youth Strategy	Annual	%	25.00	25.00	 ON TRACK		The implementation of the Youth Strategy sits with a range of partners, both internal and external. The work of the Youth Development Team and the Youth Committee work within the actions of the Youth Strategy. Recent focus has been on training and events.
Implement Reconciliation Action Plan	Annual	%	0.00	0.00	 ON TRACK		In second round consultation on Reconciliation Action Plan template. It is expected to be adopted by Council in early 2023.
















Implementation of the Municipal Emergency Management Plan	Annual	%	25.00	25.00	 ON TRACK		Revised draft Municipal Emergency Management Plan (MEMP) is undergoing consultation among Municipal Emergency Management Planning Committee (MEMPC) members with approval by Regional Emergency Management Planning Committee (REMPC) targeted for 2022.
Increased participation of First Nations and non-First Nations community members	Annual	%	2.50	10.00	 ON TRACK	 	Funding and in kind support provided to a variety of events including the Sunrise commemoration event 26 January 2022, Sorry Day, Apology Day, Dharyna Day.
Liquidity ratio	Annual	%	100.00	161.00	 ON TRACK	 	Ending liquidity impacted by timing of grant income recognition as per accounting standards AASB 15 and 1058, in addition to early receipt of 75% of the 2022/23 Federal Financial Assistance Grants.
Number of community events providing training and upskilling opportunities	Annual	#	5.00	5.00	 ON TRACK		There have been five community events providing training and upskilling opportunities.
Provide high profile advocacy to governments	Annual	#	2.50	3.00	 ON TRACK	 	There has been three high profile advocacy to governments.
Underlying operating result	Annual	%	-1.10	2.63	 ON TRACK	 	Underlying surplus impacted by the early receipt of 75% of the 2022/2023 Federal Financial Assistance Grants in April 2022.




## KPI Summary – Theme Two – Social Responsibility and Wellbeing

Performance Measures	Period	Unit	Target	Actual	Indicator	Trend Line	Comment
Advocate for supporting programs and infrastructure for families and children at all stages of their learning and development	Annual	#	2.00	2.00	 ON TRACK		GSCC Early Years Department participates in internal and external programs to support children and families. Examples of this are Local, Regional and Statewide working parties. Development and implementation of small projects aimed at specific community cohorts to encourage engagement in services Provision of central registration for kindergarten for entire municipality. Significant advocacy role for bi-lingual workers in early years settings. Participation/advocacy for local hubs in the municipality. Building on the Mooroopna Children & Families Centre Model
Council continues to work with our established partners in the multicultural community to foster and develop ongoing leadership and partnerships - Percentage of meetings attended	Annual	%	18.75	100.00	 ON TRACK	 	Continued to support partnerships as outlined below. In addition other networks and partnerships now include; VLGMIN participation, Humanitarian Settlement Network, education partners, CALD working group. Have worked with establishing partners in the multicultural community specifically with meetings on DHHS Covid Response Briefing and Meetings Well Wise Women Education Session MC Food Relief needs Social Recovery Meetings Regular Meetings with St Pauls African House Relationship building and various meetings with Ethnic Council, Uniting, the POD, Primary Care Connect, Well Wise Women, Orange Door, Shepparton CALD Communities Working Group Meeting Victorian Government Multicultural Issues Network Anti-racism Strategy – Hume Region

						Stakeholders Meeting How to communicate with CALD Communities about COVID & Vaccines Session
Deliver programs that support people experiencing vulnerability	Annual	#	1.50	2.00		<p>Development of looking after ourselves and others brochure – distribution to key services and in food boxes</p> <p>Case management</p> <p>Additional funding to service providers i.e. FoodShare, Well Wise Women, SFFS, the Pod, Shepparton Foundation, Community Accessibility and libraries.</p> <p>Linking volunteers to services to respond to emergency relief needs during Pandemic</p> <p>Connected refugees with local communities and services</p> <p>Council coordinates the Vulnerable Persons Register</p> <p>Positive Ageing role and Access and inclusion – internal and external advice connecting individuals to services and programs</p> <p>Funding provision to neighbourhood houses whom support vulnerable people within a place based context</p> <p>Offered Social Recovery Grants and other grants programs.</p> <p>Delivery of conversations in the chair.</p>
Implement the Best Start Early Years Plan	Annual	%	18.75	25.00		<p>The evaluation of the Year Two plan was recently presented to Council. Participation levels of children and families at kindergarten and Maternal and Child Health have had minor improvements. Previous year pilot programs such as Breakfast Clubs in kinder now implemented broadly through School Readiness Funding</p> <p>Year three action plan currently in development</p>
Implement the Creative City Strategy	Annual	%	18.75	18.75		<p>The Creative City Strategy was finalised following public consultation in October 2021. The strategy was adopted by Council at the December meeting. A Creative City Coordinator has been appointed to steer the</p>

							strategy over the next five years assisted by an Advisory Group which will be established by early April 2022. The Advisory Group consists of six community members as well as representatives from SAM, Yorta Yorta, Committee for Greater Shepparton, Shepparton Festival and the Fairley Foundation.
Implement the Gender Equity Plan	Annual	%	0.00	0.00			Gender Equity Plan endorsed by Gender Equality Commission. Implementation plan being established in partnership with Gender Equality Working Group.
Implement the Greater Shepparton Health and Wellbeing Action Plan	Annual	%	18.75	25.00		 	The Greater Shepparton Health and Wellbeing Action Plan and its deliverables are managed by Council staff with advice from the Public Health and Wellbeing Advisory Committee. Key deliverables among many for the 2021 2022 reporting year included joining the Alliance for Gambling Reform and installation of Condom Vending Machines in public toilets to support improved sexual health.
Implement the LGBTIQA+ Action Plan	Annual	%	0.00	0.00			Advisory Committee has formed. The development and adoption of Action Plan is planned for the July 2022 Ordinary Council meeting. The annual implementation plan is underway.
Implement the Universal Access & Inclusion Plan	Annual	%	10.00	10.00			The Universal Access and Inclusion Plan will be delivered over next four years.
Implementation of Affordable Housing Strategy actions	Annual	%	18.75	20.00		 	The implementation of the Affordable Housing strategy actions is underway.
Implementation of Multicultural Strategy actions	Annual	%	18.75	25.00		 	Implementation of Multicultural Strategy actions including: Delivery of Culture Calendar / Artwork Competition Attendance at MC Events o St Pauls African House Market o Lighting a candle for Afghanistan o Vaccination Information Sessions o Pasifika Festival

							<p>St Georges Road Food Festival Planning          Women's Only Swimming Program          Council Staff – Cultural Awareness Training Sessions x 2          Council Staff – Human Rights Advocates Course 2 day training          Afghan Community Religious Gathering – Facilitation          Monthly MC Newsletters distributes          COVID Safe Business Workshops          Attended businesses with Bi-lingual workers to support adhering to requirements          COVID Safe Events Session          Ethnic Council hosted Cultural Bus Tour          Citizenship Ceremonies          Grants Workshops          Review Language Services Procedure          Attend other department meetings          Provide translated materials (COVID, Business Safe, Videos, Bi-lingual workers)          Support of White Night Festival          Delivery of Refugee week with schools and other key partners.          Supported the delivery of St Pauls African House Taste of Africa</p>
Implementation of Positive Ageing Strategy actions	Annual	%	0.00	0.00	 ON TRACK		Planning has started on the Community Engagement Plan and Project Plan for the development of the 2023 to 2027 Positive Ageing Strategy.
Improving the early years outcome data through Early Childhood Education and Care Programs. (0-5 years) and the Best Start Early Years Alliance - AEDC (Australian Early Development Census) results	Annual	%	1.25	5.30	 ON TRACK	 	The results of 2021 census are now available and show statistically significant improvements across four domains. Professional and community forums are being held to explore and analyse the data to exploit measures which have contributed to the positive results. While Greater Shepparton results have improved it is still below the state and national averages.
Small towns and neighbourhood action plans - completion of actions	Annual	%	18.75	25.00	 ON TRACK	 	Ongoing work with small town and neighbourhood action plans including: It's Your Plan x 2 NBN Scam Awareness & Connectivity 101s x

3  
 Volunteering Victoria 3R's x 2  
 Committee Governance x 2  
 Committee Chair x 1  
 Racism Awareness x 1  
 Grant and COVID Safe  
 Heritage Information Session x 1  
 Community Leadership Program  
 Youth Advisory Committee. Completed projects include: Tallygaroopna notice board, Bunbartha town signage, several hydration stations, Skateboarding sessions, Mooroopna Lighting audit, establishment of two new community planning groups Riviera and Boulevard, Mooroopna and Tatura bus and walking tours, supporting groups to access funding for projects.  
 Securing of funding towards the Murchison Mens Shed development  
 Dookie Christmas BBQ  
 Tatura water tower mural  
 Completion of Dookie Rail Trail

Support the implementation of the Goulburn Murray Regional Prosperity Plan (GMRPP) - percentage of meetings attended

Annual

%

75.00

75.00
































ON TRACK



## KPI Summary – Theme Three – Vibrant and Diverse Economy

Performance Measures	Period	Unit	Target	Actual	Indicator	Trend Line	Comment
Advocate for a Technical Innovation College in the region - Number of actions	Annual	#	0.50	2.00	 ON TRACK	 	There has been two submissions to the Victorian Government for a Technical Innovation College in the region.
Continue advocating for water security	Annual	#	3.00	6.00	 ON TRACK	 	Council consistently advocate in relation to water security to the agencies in the GMID Water Leadership Group. Council also advocate to visiting Ministers and Shadow Ministers in relation to water security, and in our advocacy documents.
Continue to investigate and encourage the potential for heritage tourism through support for programs	Annual	#	1.00	1.00	 ON TRACK		Heritage tourism supported with the successful application of 1 x business innovation grant awarded to a project with a heritage theme and 2 x storytelling project videos featuring local history & heritage as their main themes (Albanian immigration history & local indigenous heritage)
Encourage and further support First Nations and eco tourism through projects supported	Annual	#	0.50	1.00	 ON TRACK	 	Promotion of Indigenous Tourism Fund (outcomes of current grant round not published, at least one local indigenous tourism business applied); EV charging project for accommodation provider supported by tourism innovation grant; indigenous tourism experiences incorporated into digital storytelling project; Destination rebrand and rollout to feature local first nations culture and tourism assets & businesses
Give effect to the Shepparton and Mooroopna 2050 Growth Plan in the Planning Scheme	Annual	%	25.00	25.00	 ON TRACK		
Implement infrastructure that provides additional tourism opportunities through projects supported	Annual	#	0.50	1.00	 ON TRACK	 	Outdoor activation grant program (tree bud lighting, outdoor dining pods), Tourism innovation grants (program has provided funding for small-scale infrastructure projects?)
Implement our Asset Management Strategy	Annual	%	18.75	25.00	 ON TRACK	 	Ongoing delivery of the Asset Management Strategy









Implementation of Industrial Growth Corridors	Annual	#	0.00	0.00	 ON TRACK		
Implementation of International Engagement Strategy	Annual	%	5.00	10.00	 ON TRACK	 	Due to COVID19 international relations were put on hold. The strategy has just been reviewed and is going to OCM in August. It is intended that now we are post covid we can work towards completing and continuing the actions in the strategy.
Implementation of the destination branding program	Annual	%	20.00	20.00	 ON TRACK		GSCC are in the final stages of consultation and will have something to implement once the final design is finalised. This should be in the next couple of months.
Number of advocacy actions to support the growth and sustainability of regional tertiary education (eg. university, TAFE)	Annual	#	2.00	2.00	 ON TRACK		
Number of case studies to increase renewable energy planning and land use	Annual	#	0.00	0.00	 ON TRACK		
Number of existing businesses Council assists to expand their operations in Greater Shepparton	Annual	#	20.00	20.00	 ON TRACK		
Number of new businesses Council assists to invest in Greater Shepparton	Annual	#	20.00	25.00	 ON TRACK	 	
Number of new investments and businesses supported by Council	Annual	#	20.00	68.00	 ON TRACK	 	68 organisations have been supported by Council with GV Health being the largest number of professionals relocating.
Number of programs run to support business following COVID-19	Annual	#	2.00	2.00	 ON TRACK		Shopfront Improvement Grants, New Business Grants
Number of renewable energy projects initiated	Annual	#	1.00	4.00	 ON TRACK	 	Hydrogen feasibility project with GVW. Cannatrek Medicinal Marijuana Facility - solar and battery storage components. Planning scheme approvals - 2
People supported through the Community Connect program	Annual	#	100.00	216.00	 ON TRACK	 	For the period July 2001 to June 2022 Council supported 216 people and their families representing 64 organisation with health being the largest industry of professionals relocating to the region.

Small Town Business Engagement Events	Annual	#	2.00	4.00	 ON TRACK	 	4 events per annum or workshops aimed at supporting businesses in the region ad small towns
Support the continued development of Greater Shepparton's townships through preparing three growth plans for the ten townships	Annual	#	0.75	1.00	 ON TRACK	 	Toolamba plan was adopted by Council. Congupna has started and a draft is expected to be ready later this year for review.
Support the implementation of the Shepparton Education Plan through projects	Annual	#	1.00	1.00	 ON TRACK		Mooroopna Children and Families Centre is fully operational. Child numbers remain below capacity as staffing is challenging. The continuation of the Early Years Working Party for the Shepparton Education commences on Wednesday 27 July after approximately one year hiatus largely due to covid
Update and implement the Economic Development, Major Events and Visitor Economy Strategy	Annual	%	0.00	0.00	 ON TRACK		Scope of document is currently being reviewed prior going to market



















## KPI Summary – Theme Four – Industry and Technology

Performance Measures	Period	Unit	Target	Actual	Indicator	Trend Line	Comment
Advocate for consistent, reliable and high speed connectivity - Number of initiatives implemented	Annual	#	0.00	0.00	 ON TRACK		
Advocating for State and Federal road funding - Number of grant applications	Annual	#	2.00	7.00	 ON TRACK	 	7 existing grant programs all Federal.
Complete the redevelopment of Vibert Reserve	Annual	%	40.00	55.00	 ON TRACK	 	Project due to be completed in October 2022.
Completion of detailed design for the Shepparton Sports and Events Centre	Annual	%	25.00	45.00	 ON TRACK	 	Detailed design currently expected to be completed by November 2022.
Conduct a high level investigation into innovative public transport trial alongside a traditional transport model	Annual	#	0.00	0.00	 ON TRACK		
Develop Joint User Agreements with State Government for Community and recreation facilities	Annual	#	0.25	0.90	 ON TRACK	 	Council are currently still negotiating with the schools but are around 90% there and the agreements are currently being written.
Implement the Annual Capital Budget - Completion of capital projects	Annual	%	90.00	75.00	 NEEDS WORK	 	96 capital projects were completed out of the 128 capital projects in the adopted budget.
Implement the Shepparton CBD Strategy	Annual	%	18.75	30.00	 ON TRACK	 	post mall redevelopment provides opportunity to host activation to further support CBD business and the development of a CBD Investment Prospectus
Implementation of the Playspace Strategy	Annual	%	18.75	20.00	 ON TRACK	 	Renewal budget has been set aside for actions in the Play space Strategy
Implementation of the Sport 2050 Strategy	Annual	%	18.75	20.00	 ON TRACK	 	The revised Sport 2050 Strategy was adopted by council at the June OCM. Recommendations will be entered into 10 year capital plan
Increase in kilometres of cycling and walking routes in Greater Shepparton	Annual	km	165.80	172.87	 ON TRACK	 	

Number of new building applications with sustainable energy services	Annual	%	20.00	100.00	 ON TRACK		In 2021-22 all 354 new dwellings have been built with sustainable energy services.
Number of people cycling or walking to work within Greater Shepparton	Annual	#	370.00	370.00	 ON TRACK		
Number of smart technology initiatives implemented	Annual	#	1.00	1.00	 ON TRACK		<p>Smart Technologies: An Audio Visual equipment upgrade has just been endorsed by ELT to be installed in meeting rooms across the organisation. Staff will have access to more meeting rooms with consistent equipment to conduct effective hybrid meetings which should reduce support required by ICT helpdesk and provide a streamlined experience for all attendees. In particular the Business Centre on Dookie road will be upgraded with a digital screen, Logitech camera and microphones for a streamlined, digitally savvy experience. Community members are able to book this room to conduct hybrid meetings utilising best of breed equipment.</p> <p>Quarter Three Update: Equipment has been ordered and is expected to arrive within the next three months. Installation and training for all staff will begin in July 2022.</p> <p>Quarter Four update: some equipment has been received, we are expecting the final items to be received by the end of July. ICT are currently testing and installing drivers etc on devices so that the transition to the new solution is as seamless as possible.</p>
Secure construction funding for Stage 1 of the GV Highway Shepparton Bypass	Annual	%	15.00	17.00	 ON TRACK	 	Secured funding of \$208m of the \$1.2Bn required

# KPI Summary – Theme Five – Environment and Climate Emergency

Performance Measures	Period	Unit	Target	Actual	Indicator	Trend Line	Comment
Completion of renewable energy research report which assesses the possibility of agriculture and renewable energy co-existing	Annual	#	0.50	0.80	 ON TRACK	 	The renewable energy research report which assesses the possibility of agriculture and renewable energy co-existing is 80% complete.
Completion of report into viability of facility for glass recycling and sorting centre opportunities	Annual	%	25.00	100.00	 ON TRACK	 	Council completed the Glass feasibility study report in June 2022 which identified the region was ideally based for a Glass reprocessing centre. The collaborative tender that is currently out will also provide an opportunity to start up a reprocessing centre.
Continue with our One Tree Per Child program - Number of plants planted	Annual	#	25,000.00	28,000.00	 ON TRACK	 	Target met. The program reached the significant milestone of 100,000 plants planted.
Deliver the actions from the RiverConnect Strategic Plan 2022 – 2026	Annual	%	5.00	5.00	 ON TRACK		The RiverConnect Strategic Plan is now from 2023 - 2028. Review of 2017-2022 plan completed. The draft plan has been completed and due for release for public consultation at August Council meeting.
Implement Climate Change Adaptation Plan	Annual	%	12.50	12.50	 ON TRACK		Actions are being implemented.
Implement Council's Zero Emissions Action Plan	Annual	%	12.50	12.50	 ON TRACK		Adopted by Council in December 2021 and implementation underway. Progress made on updating internal processes and systems to enable accurate monitoring, reporting and implementation.
Implement Council's Climate Emergency Action Plan	Annual	%	10.00	10.00	 ON TRACK		Partnerships being established and maintained to implement actions over the life of the plan. Youth climate leadership group established and have undergone training.
Number of advocacies completed for Renewable Energy Zone investment in Greater Shepparton	Annual	#	1.00	3.00	 ON TRACK	 	Completed 'Renewable energy and conflict with prime agricultural land' report. Meeting with senior policy staff on 29/7/2021. Inclusion in ask of government documents to both State and Federal governments.

Number of communities with a zero target emissions commitment	Annual	#	1.00	2.00	 ON TRACK	 	Zero carbon Tatura. Our Climate Safe Future - Climate Emergency Action Plan - whole of GSCC has aspirational 2030 zero carbon emission target.
Number of education and promotional activities of a circular economy	Annual	#	2.00	2.00	 ON TRACK		Detox your home in November 2021, 64 people attended. Cloth Nappy Workshop in February 2022.
Number of environmental and river health projects with First Nations involvement	Annual	#	1.00	1.00	 ON TRACK		Working with Wanyara community at the Mooroopna sandhills on weed control and access restriction to protect cultural and environmental values
Number of Environmental Upgrade Agreements entered into	Annual	#	5.00	7.00	 ON TRACK	 	There are currently seven upgrade agreements in operation.
Number of large scale renewable projects approved within the Greater Shepparton region	Annual	#	0.00	0.00	 ON TRACK		
Percentage of electric vehicles purchased in fleet	Annual	%	40.00	100.00	 ON TRACK	 	All 6 purchases of pool vehicles in the fleet are electric. Pool vehicle replaced with electric as planned.
Percentage of tree canopy cover	Annual	%	27.00	27.00	 ON TRACK		Currently at 27%. Aerial imaging is being investigated to have a better estimated canopy cover.
Reduced waste to landfill	Annual	%	50.00	48.72	 ON TRACK	 